

TOTAL DISTANCE: 4687.1 KM

DISTANCE SECTION 'M' : 176.2 KM



View from the Lookout



Boundary Signage



Turnoff to Millstream Visitor Centre



Very undulating country




Pannawonica Shopping Centre



Some Humour from the locals




Across the plains between ranges



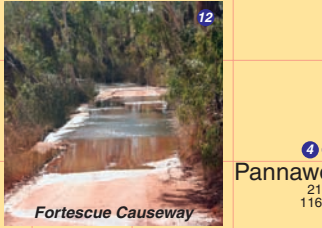
Yandagee Gorge



Turnoff to Pannawonica & Millstream



Crossing Pool



Fortescue Causeway



Millstream Visitor Centre



Fortescue River Crossing



Deep Reach Pool

ENGEL
portable fridge-freezers
A LEGEND IN RELIABILITY

GENERALTIRE